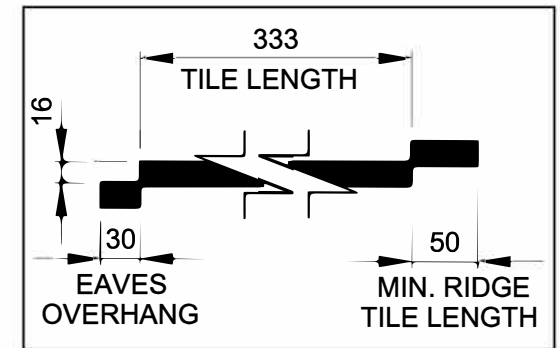



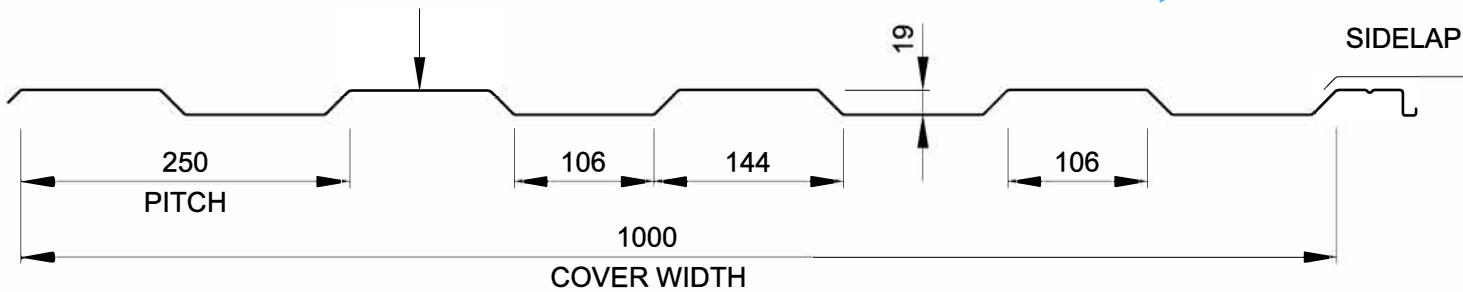
OVERLAP

UNDERLAP



COLOUR SIDE

DIRECTION OF LAY



SIDELAP

TPP PROFILE

CHARACTERISTICS

● COVER WIDTH	1000mm
● PROFILE HEIGHT	19mm
● PROFILE PITCH	250mm
● TILE LENGTH	333mm
● MAX SHEET LENGTH	6000mm
● MIN ROOF PITCH	14 DEG
● SUPPORT CENTRES	666mm



AutoCAD BLOCK AVAILABLE FOR THIS PROFILE

Notes:

All dimensions measured to intersection points
All dimensions subject to manufacturing tolerances

ISSUE DETAILS

Rev:	Description:	Drawn:	Date:
0	First Copy	TPP	08/11/15

Title:

TPP PROFILE SECTION ILLUSTRATION

Scale:

NOT TO SCALE

Drawing No:

TP1059

Rev:

0